

Guide to getting started



Parent Handbook



All-in-one Online Maths, English and Science Platform

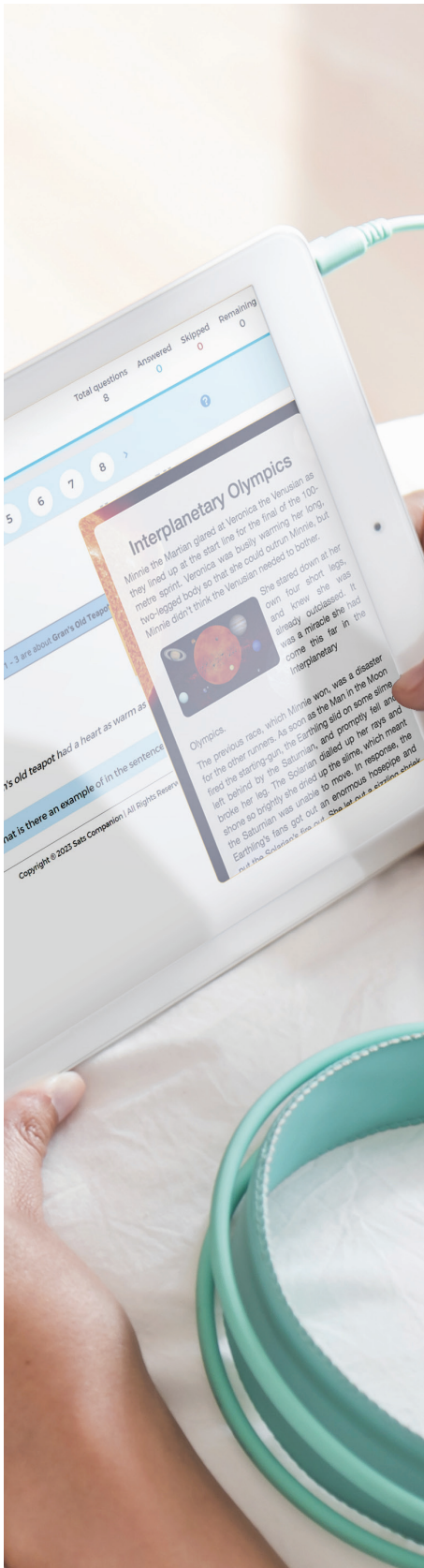


Table of Contents

1. Getting Started

- 1.1 - Device Compatibility Page 1
- 1.2 - Browser Compatibility
- 1.3 - Pupil Login/Password Reset

2. Practice Page 2

- 2.1 - Practice and Revision

3. Tasks

- 3.1 - To-Do and Completed Tasks Page 3

4. Tests

- 4.1 - English and Maths Test Sets

5. Results

- 5.1- Practice and Test Progress Page 4

6. Video Lessons

- 6.1 - Video Library

7. Rewards

- 7.1-Goals and Trophies Page 5

8. Support

- 8.1 - Feedback
- 8.2 - SATS Community

1 Getting Started

1.1 Device Compatibility

SATs Companion is a web-based platform, compatible with desktops, laptops and tablets. SATs Companion is not compatible on mobile phones.



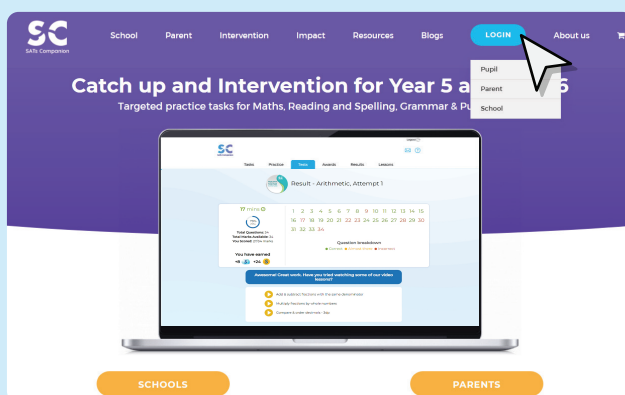
1.2 Browser Compatibility

We highly recommend using Google Chrome or Firefox when accessing SATs Companion, as these are the most compatible with the platform.



1.3 Pupil Login/Password Reset

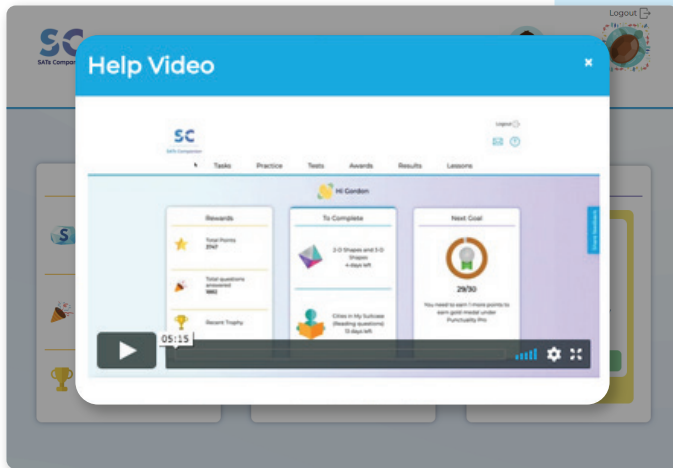
Your child has been set a specific username and password to access SATs Companion. Your child should have received either a log-in slip or letter containing these details. If your child has forgotten their login details, please contact the class teacher.



To log in, go to www.satscompanion.com and click on the **login** button on the top right of your screen, selecting **pupil**.



This will open the pupil login screen.



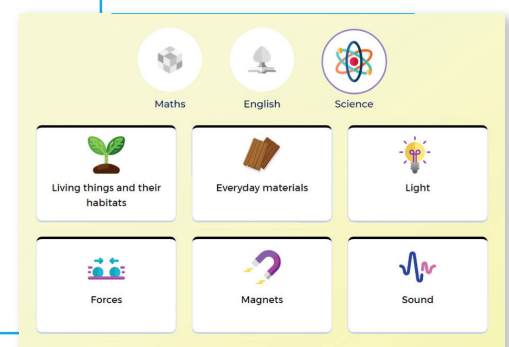
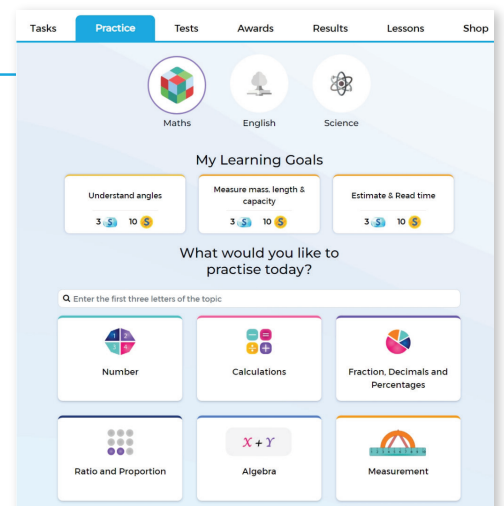
The first time your child logs in, they will be automatically shown a tour of the platform. They have the option to click out. However, we would recommend going through the tour to get a good insight into how the platform works.

2 Practice

2.1 Practice and Revision

SATs Companion will recommend personalised topics that your child can complete. These tailored topics will help to boost confidence in the specific areas your child needs to build their understanding.

Tackle each subject by topic for Maths, SPaG, Reading and Science. Each practice task your child completes on SATs Companion, helps to further tailor the system to their individual learning areas. If your child's teacher has set any tests, use the practice area in conjunction with the test area. We recommend at least 20 minutes minimum of practice every day. Within each practice topic, there is a help guide to assist your child's learning.

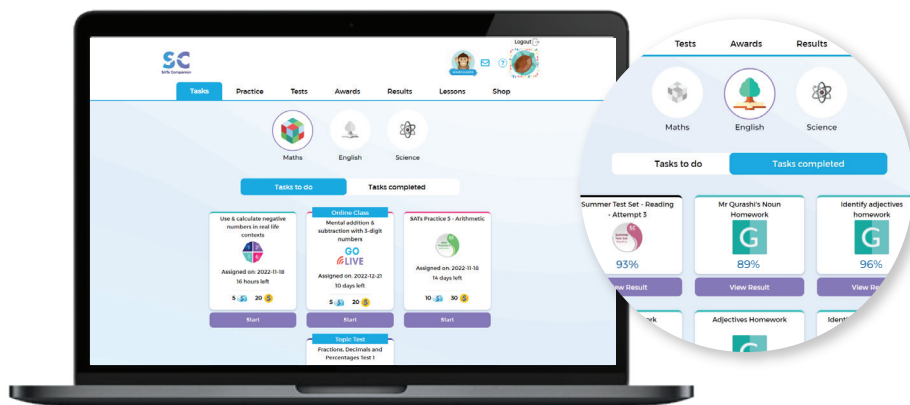


3 Tasks

This section will show the tasks set by your child's teacher. This may include any homework, revision, Go-Live tasks or tests.

3.1 To Do and Completed Tasks

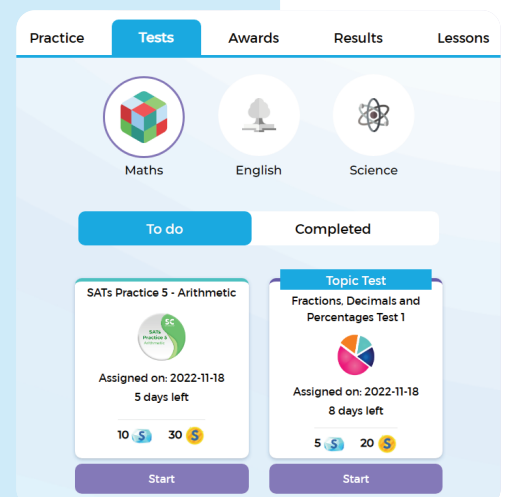
The due date is shown on each task set. This is automatically updated as overdue if the task remains incomplete after the due date set by the teacher. You can also see all the tasks your child has completed under the completed tab.



4 Tests

4.1 English and Maths Test Sets

Along with access to the practice questions in the practice area, SATs Companion also has online tests. **However, please note that tests can only be set by the class teacher.** You can find tests to-do and tests completed under the 'Test' tab of the account.



5 Results

5.1 Practice and Test Progress

Under the 'Results' tab, you can access and monitor your child's progress through data collected from the tasks and tests completed. You can see a topic-by-topic breakdown as well as a progress chart for the tests completed. Encourage your child to visit this area themselves to enable independent learning. They can see the areas they need to work on and the progress they are making.



6 Video Lessons

6.1 Video Library

Your child will have access to a video library on key topics. SATs Companion will automatically recommend videos for your child to watch based on their individual learning goals.

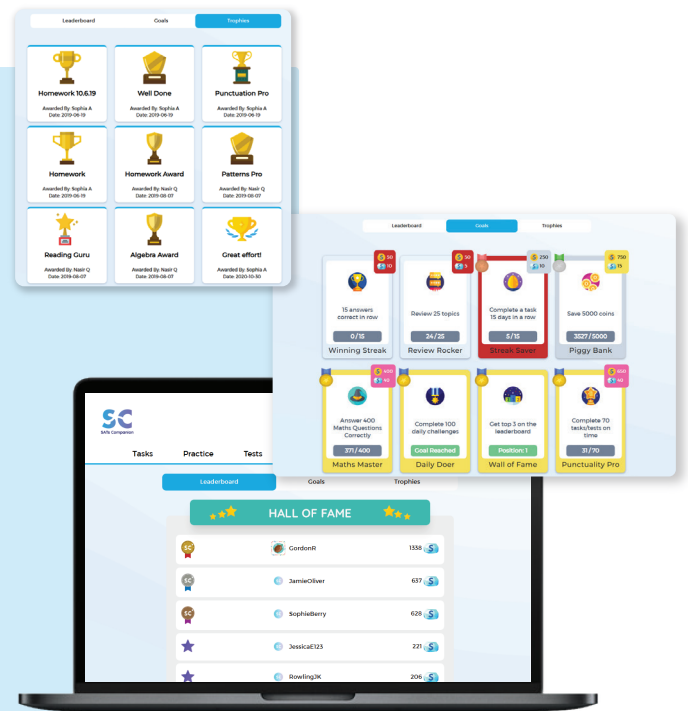


Your child can access these at anytime and watch the videos as a useful way to recap a topic or even as help for homework. The videos are structured like a lesson and there are opportunities to pause the video, answer the questions and follow along as the teacher explains concepts. Your child's teacher can also assign videos to watch as an independent task and homework, or before completing a task on the platform.

7 Rewards

7.1 Goals and Trophies

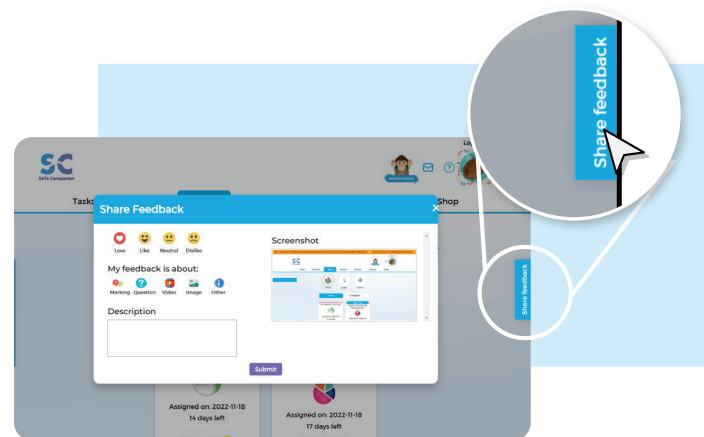
SATs Companion’s personalised Rewards tool allows you to see the areas your child is doing well in, and the goals and trophies they have earned. Under the rewards tab you can also view all the trophies your child has been awarded. Your child can use the coins collected to personalise their account via the SATs Companion shop. The gems go towards the class leaderboard.



8 Support

8.1 Feedback





If you experience any technical issues or wish to provide feedback, please click on the share feedback button displayed on the right-hand side of your screen. Please note, most issues are usually related to the browser. Please refer to this section to see our recommended browsers.



We're always here to help. If you have any queries, please email us at support@satscompanion.com.

8.2 SATs Community

Join our SATs community on social media for free resources, puzzles, tips and competitions.

-  [sats.companion](https://www.facebook.com/sats.companion)
-  [@SATS_Companion](https://twitter.com/SATS_Companion)
-  [sats_companion](https://www.instagram.com/sats_companion)
-  [SATsCompanion](https://www.youtube.com/SATsCompanion)