

# Guide To Getting Started

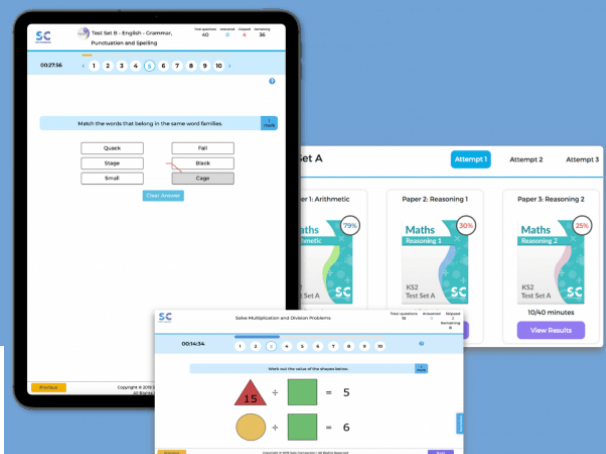
## Home Access Handbook



SATs Companion

All-in-one Online Maths and English Platform

| [www.satscompanion.com](http://www.satscompanion.com) |





# Table of Contents

## PAGE 1

### 1. Getting Started

- 1.1 - Device Compatibility
- 1.2 - Browser Compatibility
- 1.3 - Pupil Login/Pasword Reset

## PAGE 2

- 1.3 - Continued

## PAGE 3

### 2. Practice

- 4.1 - Practice and Revision

### 3. Tasks

- 3.1 - To Do and Completed Tasks

## PAGE 4

### 4. Tests

- 4.1 - English and Maths Test Sets

## PAGE 5

### 5. Reports

- 5.1 - Practice and Test Progress

### 6. Video Lessons

- 6.1 - Video Library

## PAGE 6

- 6. 1 - Continued

### 7. Rewards

- 7.1 - Goals and Trophies

## PAGE 7

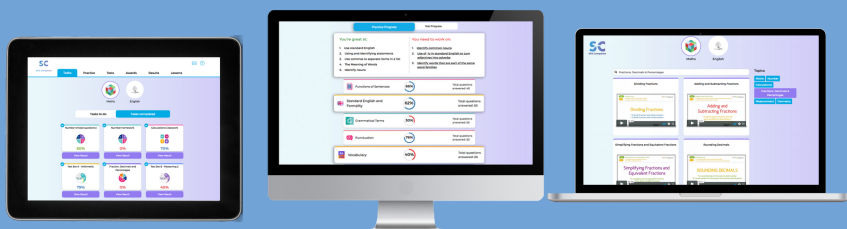
### 8. Support

- 8.1 - Feedback
- 8.2 - SATs Community

# 1 Getting Started

## 1.1 Device Compatibility

SATs Companion is a web-based platform, compatible with desktops, laptops and tablets. SATs Companion is not compatible on mobile phones.



## 1.2 Browser Compatibility

We advise you to use the most updated version of Google Chrome, Firefox or Safari.


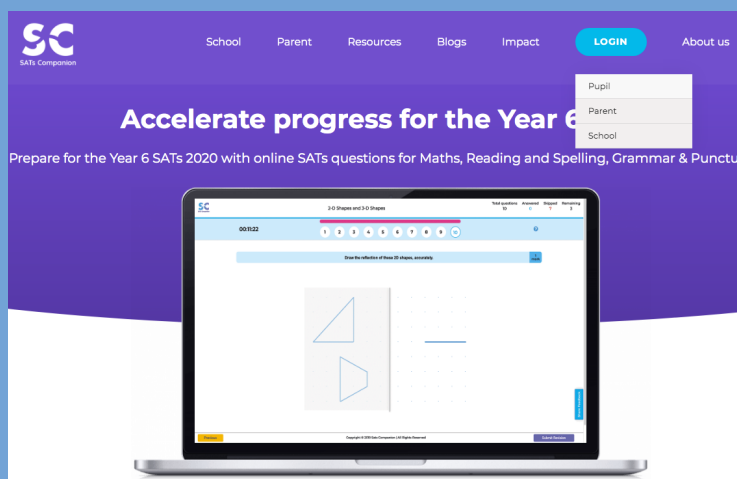


## 1.3 Pupil Login/Password Reset

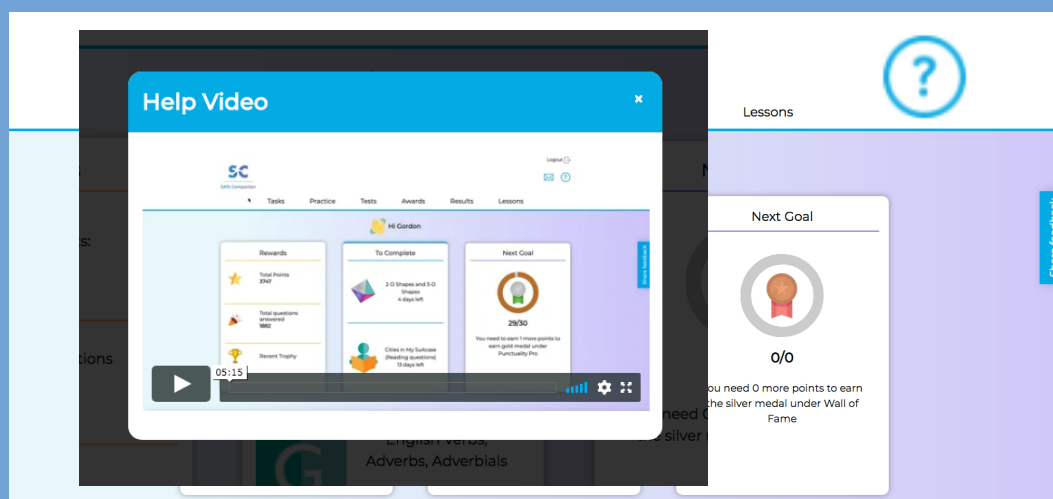
Your teacher will have already set a specific username and password for you to access SATs Companion. You should have received either a log-in-slip or letter. If you have forgotten your password, please contact your school to reset it.

**\*\*\*In the event of a school closure, please ask your parent/guardian to email [info@satscompanion.com](mailto:info@satscompanion.com)\*\*\***

To log in, go to [www.satscompanion.com](http://www.satscompanion.com) and click on the blue login button on the top right of your screen, selecting pupil. This will open the pupil login screen.



The first time you log in, a help video will appear, which will explain the platform. This also can be accessed by clicking the blue question mark icon.



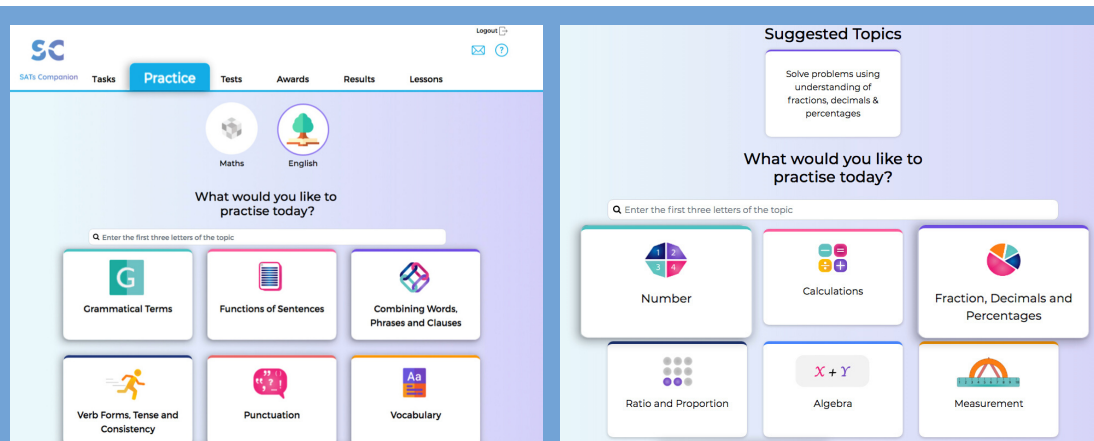


## 2 Practice

### 2.1 Practice and Revision

SATs Companion will recommend personalised topics that your child can complete. These tailored topics will help to boost confidence in the specific areas your child needs to build their understanding.

Tackle each subject by topic, from Maths, SPaG and Reading. Each practice task your child completes on SATs Companion, helps to further tailor the system to their individual learning areas. If your child's teacher has set any tests, use the practice area in conjunction with the test area. We recommend at least 20 minutes minimum of practice every day.

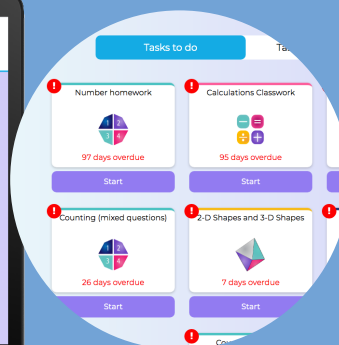
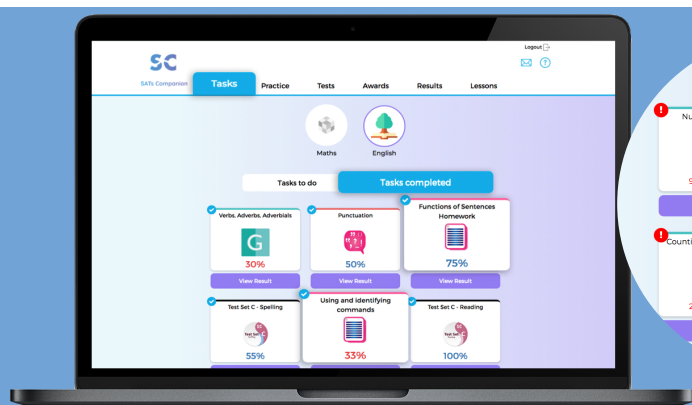


## 3 Task

This section is where your child's teacher will assign tasks, this may include any homework, revision or tests.

### 3.1 To Do and Completed Tasks

The due date is shown on each task set. This is automatically updated as "overdue," if the task remains incomplete after the due date, set by the teacher. You can also see all the tasks your child has completed under the "completed" tab.



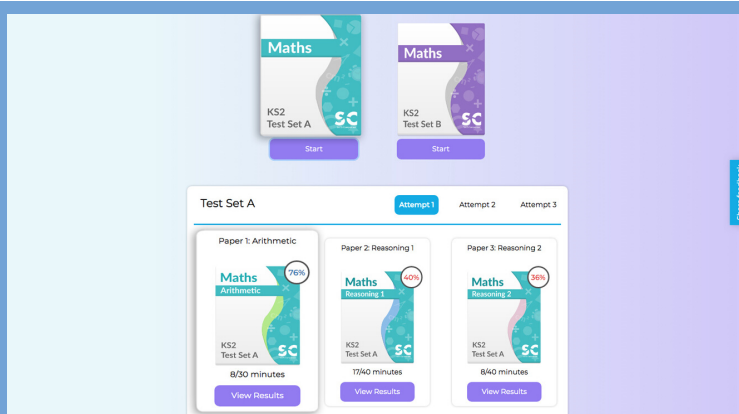
## 4 Tests

### 4.1 English and Maths Test Sets

Along with access to 30,000 practice questions in the practice area, SATs Companion also has online tests. However, please note that tests can **only** be set by the class teacher.

You can find completed test sets under the "Test" tab of the account.

In order to access the full results for the test, every paper within the test must be completed as this is styled like the actual SATs tests. Complete one full test before moving on to the next.



# 5 Reports

## 5.1 Practice and Test Progress

Under the "Report" tab, you can access and monitor your child's progress, data from all tasks and test sets completed by your child. You can see a topic by topic breakdown as well as a progress chart for tests completed.

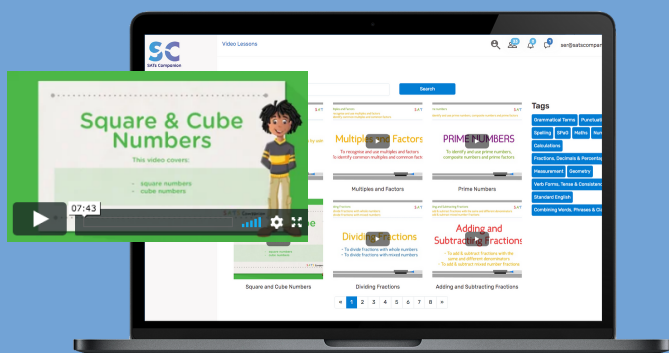
Encourage your child to visit this area themselves to enable independent learning as they can see the areas they need to work and the progress they are making.



# 6 Video Lessons

## 6.1 Video Library

Your child will have access to a video library on key topics. SATs Companion will automatically recommend videos for your child to watch based on their individual learning goals.



Your child can also access these at any time and watch the videos as they provide a useful way to recap a topic or even as help for homework. The videos are structured like a lesson and there are opportunities to pause the video, answer the questions and follow along as the teacher explains concepts.

## 7 Rewards

### 7.1 Goals and Trophies

SATs Companion's personalised "*Rewards*" tool allows you to see the areas your child is doing well in, and the goals and trophies they have earned.

Under the rewards tab you can also view all the trophies your child's teacher has awarded to them for specific reasons such as "great homework" "or punctuation pro.

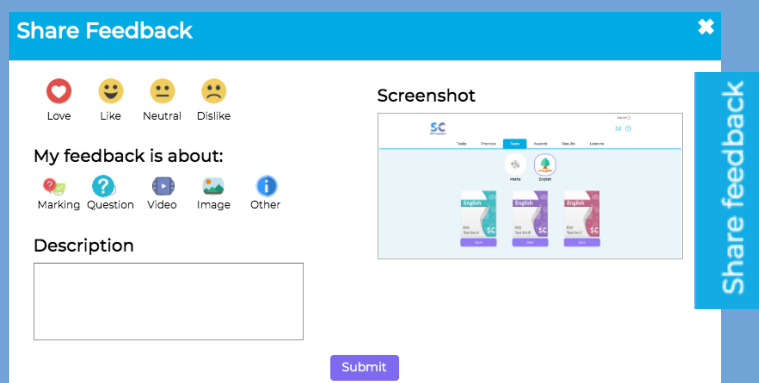


# 8 Support

## 8.1 Feedback

If you experience any technical issues or wish to provide feedback, please click on the share feedback button displayed on the right-hand side of your screen. Please note, most issues are usually related to the browser. please refer to section 1.2 to see our recommended browsers.

We're always here to help. If you have any questions, email us via [info@satscompanion.com](mailto:info@satscompanion.com) with any queries.



## 8.2 SATs Community

Join our SATs community on social media for free resources, puzzles, tips and special offers.



[www.facebook.com/sats.companion](https://www.facebook.com/sats.companion)



@ SATS\_Companion



sats\_companion